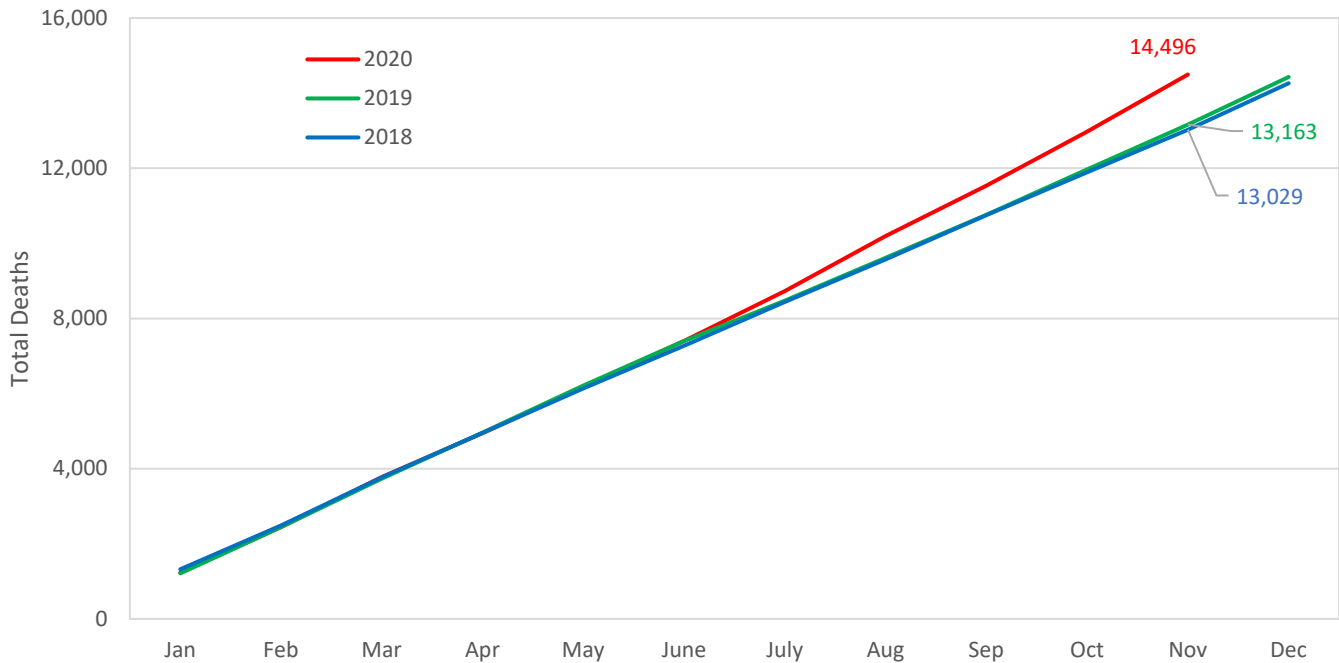


## Total Deaths Among Idaho Residents

Cumulative Number of Deaths by Month for 2018 and 2019, and January 1 -November 30, 2020 (Preliminary)\*



Total Deaths Among Idaho Residents by Month for 2018-2020 To-Date\*

Year	Jan	Feb	Mar	Apr	May	June	July	Aug	Sep	Oct	Nov	Dec	Total
2020	1,231	1,219	1,325	1,169	1,233	1,222	1,331	1,470	1,337	1,439	1,520	NA	14,496
2019	1,212	1,235	1,286	1,232	1,253	1,178	1,076	1,144	1,139	1,210	1,198	1,267	14,430
2018	1,322	1,164	1,283	1,185	1,183	1,137	1,165	1,133	1,174	1,144	1,139	1,234	14,263

Cumulative Total Deaths Among Idaho Residents by Month for 2018-2020 To-Date\*

Year	Jan	Feb	Mar	Apr	May	June	July	Aug	Sep	Oct	Nov	Dec	Total
2020	1,231	2,450	3,775	4,944	6,177	7,399	8,730	10,200	11,537	12,976	14,496		14,496
2019	1,212	2,447	3,733	4,965	6,218	7,396	8,472	9,616	10,755	11,965	13,163	14,430	14,430
2018	1,322	2,486	3,769	4,954	6,137	7,274	8,439	9,572	10,746	11,890	13,029	14,263	14,263

\*Data for 2018 and 2019 are final; **data for 2020 are preliminary and are subject to change daily. 2020 data are based on records filed as of 11/30/2020.** Not all death certificates for deaths occurring in 2020 have been filed with the Bureau of Vital Records and Health Statistics; therefore, the numbers of deaths by month in 2020 are under reported.

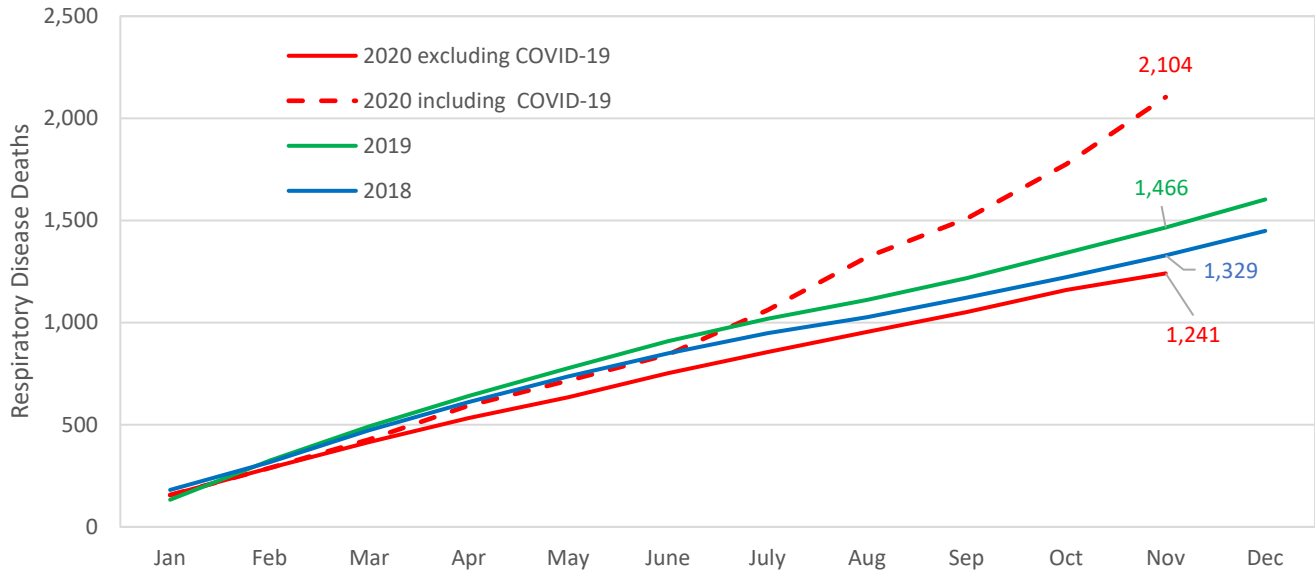
Deaths among Idaho residents include deaths which occurred in Idaho and out of state. Total deaths include deaths with known cause of death plus deaths in which the cause of death is pending.

NA: not available.

Source: Bureau of Vital Records and Health Statistics (BVRHS); Division of Public Health; Idaho Department of Health and Welfare.

**Date issued: 12/9/2020 for deaths with known cause of death filed and processes by BVRHS as of 11/30/2020.**

**Respiratory Disease Deaths (Including and Excluding COVID-19 Deaths) Among Idaho Residents**  
 Cumulative Number of Deaths by Month for 2018 and 2019, and January 1 -November 30, 2020 (Preliminary)\*



Respiratory Disease Deaths (Including and Excluding COVID-19) Among Idaho Residents by Month for 2018-2020 To-Date\*

Year	Jan	Feb	Mar	Apr	May	June	July	Aug	Sep	Oct	Nov	Dec	Total
2020-	156	132	128	117	102	118	103	98	97	109	81	NA	1,241
2020+	156	132	140	166	123	127	217	260	188	267	328	NA	2,104
2019	133	192	168	148	137	131	110	93	106	124	124	137	1,603
2018	181	136	156	139	125	113	99	77	96	100	107	120	1,449

Cumulative Respiratory Disease Deaths (including and Excluding COVID-19) Among Idaho Residents by Month for 2018-2020 To-Date\*

Year	Jan	Feb	Mar	Apr	May	June	July	Aug	Sep	Oct	Nov	Dec	Total
2020-	156	288	416	533	635	753	856	954	1,051	1,160	1,241	NA	1,241
2020+	156	288	428	594	717	844	1,061	1,321	1,509	1,776	2,104	NA	2,104
2019	133	325	493	641	778	909	1,019	1,112	1,218	1,342	1,466	1,603	1,603
2018	181	317	473	612	737	850	949	1,026	1,122	1,222	1,329	1,449	1,449

\*Data for 2018 and 2019 are final; data for 2020 are preliminary and are subject to change daily. NA: not available.

2020- : Respiratory disease deaths excluding COVID-19 underlying cause of death.

2020+ : Respiratory disease deaths including COVID-19 underlying cause of death.

Deaths occurring among Idaho residents may have occurred in Idaho or out of state. Respiratory disease including COVID-19 deaths are based on deaths in which a reparatory disease including COVID-19 was the underlying cause of death. Respiratory disease excluding COVID-19 deaths are based on deaths in which a respiratory disease excluding COVID-19 was the underlying cause of death.

The underlying cause of death is the defined as the disease or injury that initiated the events resulting in death. COVID-19 deaths are based on deaths in which the underlying cause of death was COVID-19. COVID-19 deaths based on the underlying cause of death are a subset of COVID-19 related deaths that are shown on Idaho's coronavirus.idaho.gov website, and therefore, will not match the mortality counts on the website. COVID-19 related deaths are deaths in which the person died from COVID-19 or the person died from another cause, and COVID-19 was reported to contribute to the person's death.

Respiratory diseases and their International Classification of Diseases, Tenth Revision (ICD-10) codes are: Influenza and Pneumonia (J09-J18), Chronic lower respiratory diseases (J40-J47), Adult respiratory distress syndrome (J80), Respiratory failure (J96), Respiratory arrest (R09.2), other diseases of the respiratory system (J00-J06, J20-J39, J60-J70, J81-J86, J90-J95, J97-J99, and U04), and COVID-19 (U07.1).

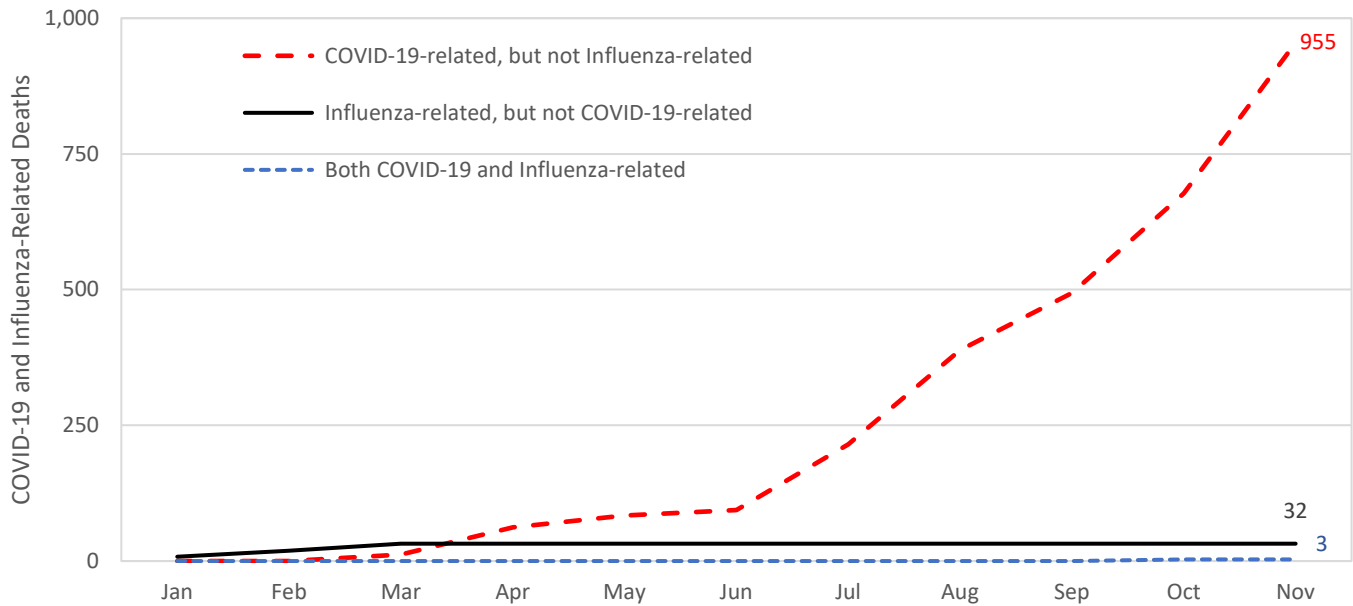
It is important to note there is lag in time between when the death occurred and when the death certificate is completed, submitted by the state to the National Center for Health Statistics (NCHS) to be processed for underlying cause of death, and returned to the state for reporting purposes. Approximately 2% of records in 2020 are pending the underlying cause of death.

Source: Bureau of Vital Records and Health Statistics (BVRHS); Division of Public Health; Idaho Department of Health and Welfare.

**Date issued: 12/9/2020 for deaths with known cause of death filed and processes by BVRHS as of 11/30/2020.**

## COVID-19-Related Deaths, Influenza-Related Deaths and Both COVID-19 and Influenza-Related Deaths Among Idaho Residents

Cumulative Number of Deaths by Month January 1 - November 30, 2020 (Preliminary)\*



Total COVID-19- Related, Influenza-Related, and Both COVID-19 and Influenza-Related Deaths by Month in 2020\*

	Jan	Feb	Mar	Apr	May	Jun	Jul	Aug	Sep	Oct	Nov	Dec	Total
COVID-19 <sup>1</sup>	0	0	12	50	22	10	121	174	105	183	278	NA	955
Influenza <sup>2</sup>	8	11	13	0	0	0	0	0	0	0	0	NA	32
Both <sup>3</sup>	0	0	0	0	0	0	0	0	0	3	0	NA	3

Cumulative COVID-19-Related, Influenza-Related and Both COVID-19 and Influenza-Related Deaths by Month in 2020 To-Date\*

	Jan	Feb	Mar	Apr	May	Jun	Jul	Aug	Sep	Oct	Nov	Dec	Total
COVID-19 <sup>1</sup>	0	0	12	62	84	94	215	389	494	677	955		955
Influenza <sup>2</sup>	8	19	32	32	32	32	32	32	32	32	32		32
Both <sup>3</sup>	0	0	0	0	0	0	0	0	0	3	3		3

\*Data for 2020 are preliminary and are subject to change daily. NA: not available.

The underlying cause of death is defined as the disease that initiated the events resulting in death; other conditions reported on the death certificate are either conditions resulting from the underlying cause or health conditions the person had which contributed to their death. The three categories of death shown in this graph are mutually exclusive.

1. COVID-19-related, but not Influenza-related deaths are deaths in which COVID-19 was the underlying cause of death or COVID-19 contributed to the person's death; Influenza was not the underlying cause of death, nor contributed to the person's death.
2. Influenza-related, but not COVID-19-related deaths are deaths in which Influenza was the underlying cause of death or Influenza contributed to the person's death; COVID-19 was not the underlying cause of death, nor contributed to the person's death.
3. Both COVID-19-related and Influenza-related deaths are deaths in which both COVID-19 and Influenza were reported on the death certificate as either the underlying cause of death or contributing to the person's death.

Note: deaths among Idaho residents may have occurred in Idaho or out of state. COVID-19-related deaths shown in this table will differ from COVID-19-related deaths shown on Idaho's coronavirus.idaho.gov website.

The International Classification of Diseases, Tenth Revision (ICD-10) codes are: Influenza are (J09-J11), and COVID-19 (U07.1).

It is important to note there is lag in time between when the death occurred and when the death certificate is completed, submitted by the state to the National Center for Health Statistics (NCHS) to be processed for underlying cause of death, and returned to the state for reporting purposes. Approximately 2% of records in 2020 are in the process of being coded for the underlying cause of death.

Source: Bureau of Vital Records and Health Statistics (BVRHS); Division of Public Health; Idaho Department of Health and Welfare.

**Date issued: 12/9/2020 for deaths with known cause of death filed and processes by BVRHS as of 11/30/2020.**

COVID-19 Deaths Among Idaho Residents From January 1 - November 30, 2020<sup>1</sup> Preliminary  
Health Conditions<sup>2</sup> Reported as Significant Conditions Contributing to the Death

Total Deaths with COVID-19 listed as the Underlying Cause of Death:		863
Conditions Contributing To COVID-19 Deaths Listed on the Death Certificate <sup>2</sup>	Number Reported	Percent of COVID-19 Deaths
Heart disease	166	19.2%
Hypertension and Hypertensive renal disease	135	15.6%
Diabetes	123	14.3%
Vascular and undetermined dementia	87	10.1%
Kidney disease (End stage renal disease)	85	9.8%
Chronic lower respiratory diseases (or COPD)	83	9.6%
Alzheimer's Disease	45	5.2%
Obesity	42	4.9%
Malignant neoplasms (Cancer)	39	4.5%
Cerebrovascular disease (Stroke)	31	3.6%
Pneumonia	17	2.0%
Septicemia	15	1.7%
Parkinson's Disease	12	1.4%
Chronic liver disease and cirrhosis	4	0.5%
No other condition reported on death certificate as contributing to the cause of death	236	27.3%

Note that multiple conditions contributing to the death can be listed on the death certificate.

Sample interpretation: Heart disease was a contributing factor for 19.2 percent of deaths in which COVID-19 was the underlying cause of death.

1. COVID-19 deaths are deaths in which COVID-19 was the underlying cause of death. The underlying cause of death is defined as the disease or injury that initiated the events resulting in death. COVID-19 deaths are based on deaths in which the underlying cause of death was COVID-19. COVID-19 deaths based on the underlying cause of death are a subset of COVID-19 related deaths that are shown on Idaho's coronavirus.idaho.gov website, and therefore, will not match the mortality counts on the website. The number of COVID-19 deaths in this table do not include deaths from other diseases in which COVID-19 was reported on the death certificate as contributing to the person's death.

2. There are two sections of the "Cause of death" portion of the death certificate. PART I is where the chain of events resulting in death such as diseases, injuries, or complications are reported; Part II is where other significant conditions contributing to the death, but not resulting in the underlying cause of death given in PART I are reported. These are typically other conditions the person had prior to contracting the disease or incurring the injury that caused the person's death reported in PART I.

Not shown in this table are diseases and conditions reported in Part I of the Cause-of-death section which resulted from or the consequence of deaths in which COVID-9 was the underlying cause of death. Conditions such as pneumonia, hypoxia, and respiratory failure have been reported as consequences of COVID-19.

Data to-date are incomplete because of the lag in time between when the death occurred and when the death certificate is completed, submitted to National Center for Health Statistics (NCHS), processed and returned to the Idaho Bureau of Vital Records and Health Statistics for reporting purposes. As a result, the total number of COVID-19 deaths will not match data posted on the coronavirus.idaho.gov website.

Underlying cause of death and conditions contributing to the death were identified using the International Classification of Diseases, Tenth Revision (ICD-10). Deaths involving more than one condition (e.g., deaths involving both diabetes and heart disease) were counted in both totals. The numbers for different conditions should not be summated.

Source: Bureau of Vital Records and Health Statistics (BVRHS); Division of Public Health; Idaho Department of Health and Welfare.

**Date issued: 12/9/2020 for deaths with known cause of death filed and processes by BVRHS as of 11/30/2020.**

**Idaho Resident Deaths in 2020 (Preliminary)**  
**Leading Causes of Death in January-November and by Month September-November**

		Jan-Nov*		Sept-Nov					
Rank	Total	14,496	Total	4,296					
1	Diseases of heart	2,851	Diseases of heart	764					
2	Malignant neoplasms	2,707	Malignant neoplasms	711					
3	Covid-19	863	Covid-19	496					
4	Accident	794	Alzheimer's disease	214					
5	Chronic lower respiratory diseases	786	Chronic lower respiratory diseases	190					
6	Cerebrovascular diseases	672	Cerebrovascular diseases	176					
7	Alzheimer's disease	657	Accident	175					
8	Diabetes mellitus	434	Diabetes mellitus	107					
9	Suicide	357	Chronic liver disease and cirrhosis	88					
10	Chronic liver disease and cirrhosis	288	Suicide	84					
	All other deaths with known cause	3,764	All other known causes	1,009					
	Deaths with Cause Pending**	323	Deaths with Cause Pending**	282					
	Percent Pending Cause**	2%	Percent Pending Cause**	7%					
		Sept		Oct		Nov			
Rank	Total	1,337	Total	1,439	Total	1,520			
1	Diseases of heart	264	Diseases of heart	267	Covid-19	247			
2	Malignant neoplasms	247	Malignant neoplasms	240	Diseases of heart	233			
3	Covid-19	91	Covid-19	158	Malignant neoplasms	224			
4	Alzheimer's disease	76	Chronic lower respiratory diseases	76	Alzheimer's disease	74			
5	Accident	72	Alzheimer's disease	64	Cerebrovascular diseases	50			
6	Chronic lower respiratory diseases	66	Cerebrovascular diseases	62	Chronic lower respiratory diseases	48			
7	Cerebrovascular diseases	64	Accident	62	Accident	41			
8	Diabetes mellitus	36	Diabetes mellitus	40	Diabetes mellitus	31			
9	Suicide	31	Suicide	36	Chronic liver disease and cirrhosis	28			
10	Parkinson's Disease	24	Chronic liver disease and cirrhosis	36	Parkinson's disease	22			
	Chronic liver disease and cirrhosis	24							
	All other deaths with known cause	320	All other deaths with known cause	336	All other deaths with known cause	324			
	Deaths with Cause Pending**	22	Deaths with Cause Pending**	62	Deaths with Cause Pending**	198			
	Percent Pending Cause**	2%	Percent Pending Cause**	4%	Percent Pending Cause**	13%			

Data are preliminary and are subject to change daily.

\* Data are for records filed and processed with the Bureau of Vital Records and Health Statistics as of 11/30/2020. Date issued: 12/9/2020.

\*\*Pending: Number and percent of records with cause of death under investigation or in the process of being coded for the underlying cause of death. Death certificates in the process of being coded may be deaths due to COVID-19 or non-COVID-19. Preliminary review of these records indicate 60 death certificates report COVID-19 in November and are still being processed; these are included in "Cause pending" for each table showing data for November.

Leading causes by month in September, October, and November differ from leading causes for September-November combined due to Suicide being a leading cause in September and October, but not in November. The leading causes are based on records with known cause of death.

Leading causes of death are based on the underlying cause of death, which is the condition that began the chain of events that ultimately led to the person's death. It is important to note there is lag in time between when the death occurred and when the death certificate is completed, submitted to the National Center for Health Statistics (NCHS) to be processed for underlying cause of death, and returned to the state of occurrence for reporting purposes. Approximately 2% of all records in 2020 and 17% of records in November are pending investigation or the underlying cause is in the process of being determined for analysis.

Covid-19 deaths in this table are based on deaths in which Covid-19 was the underlying cause of death. Covid-19 deaths in which Covid-19 was the underlying cause of death are a subset of Covid-19 related deaths which are shown on Idaho's coronavirus.idaho.gov website, and therefore, will not match the mortality counts on the website. To-date through November 2020, there were 863 deaths with Covid-19 listed as the underlying cause; however, not all death certificates in 2020 have been process to determine underlying cause of death and more are expected to be included in the count. Deaths in which Covid-19 was not the person's underlying cause of death, but Covid-19 was listed on the death certificate as contributing to the person's death, are excluded from the Covid-19 underlying cause count in this table, and are included in the total and the person's cause of death.

Source: Bureau of Vital Records and Health Statistics (BVRHS); Division of Public Health; Idaho Department of Health and Welfare

**Date issued: 12/9/2020 for deaths with known cause of death filed and processes by BVRHS as of 11/30/2020.**